

# SLOVENIA

## EMN COUNTRY FACTSHEET

# 2019

MAIN DEVELOPMENTS IN MIGRATION AND INTERNATIONAL PROTECTION, INCLUDING LATEST STATISTICS



### LEGAL MIGRATION AND MOBILITY

#### WORK-RELATED MIGRATION

An **information point for foreigners** reopened in 2019, with the aim of providing comprehensive support to migrant workers and their employers.

The Republic of Slovenia implemented the **Agreement on Employment of Citizens of the Republic of Serbia** and the Protocol on implementation of the Agreement between Slovenia and Serbia. The Agreement provides for better organisation and regulation of recruitment and employment of workers, Serbian citizens and migrant worker protection.



### INTERNATIONAL PROTECTION INCLUDING ASYLUM

#### IMPLEMENTATION OF THE COMMON EUROPEAN ASYLUM SYSTEM

3 821 applications for international protection were lodged. The number of cases resolved **increased** (3 838), with 85% ending in a discontinued procedure (3 272 cases). Due to the increased number, the Contingency Plan stage was levelled to provide accommodation and care for applicants for international protection and to carry out international protection procedures.

### KEY POINTS



The Slovenian government adopted its Migration Strategy, which takes a multi-layered, comprehensive and long-term approach to migration.



The Act transposing the Victims' Rights Directive (Directive 2012/29/EU) strengthened the position of victims in criminal proceedings.



The numbers of applicants for international protection increased – the contingency plan was elevated to the third stage.

Slovenia adopted an Ordinance determining the list of safe countries of origin.

The United Nations Refugee Agency (UNHCR), in cooperation with the police, prepared and distributed 13 000 information leaflets on safeguarding applicants' rights.

#### RELOCATION AND RESETTLEMENT

Two unaccompanied minors were relocated from Malta to Slovenia, following a government decision based on the burden-sharing and solidarity principles among European Union (EU) Member States.



## UNACCOMPANIED MINORS AND OTHER VULNERABLE GROUPS

The number of unaccompanied minors applying for international protection **increased** to 670. However, most applicants left the country before a decision was made on their application.



## INTEGRATION

No significant developments in 2019.



## CITIZENSHIP AND STATELESSNESS

No significant developments in 2019.



## BORDERS, SCHENGEN AND VISAS

### BORDER MANAGEMENT

In light of the **increased flow of migrants** across green borders, Slovenia continued to build up its numbers of police officers and auxiliary police officers, along with video surveillance systems. There was an increase in the numbers of irregular migrants detected crossing the border illegally.



## IRREGULAR MIGRATION INCLUDING MIGRANT SMUGGLING

Most of the activities targeting the **Western Balkan** countries aimed to encourage those countries to take all necessary measures and use all available means to address the phenomenon of illegal migration.



## TRAFFICKING IN HUMAN BEINGS

Slovenia adopted an Action Plan for Combating Trafficking in Human Beings, 2019–2020.

The position of victims in criminal proceedings was **strengthened** through the transposition of the Victims' Rights Directive (Directive 2012/29/EU)

**Guidelines for healthcare professionals** were prepared and distributed to health centres, pharmacies and hospitals throughout the country.



## RETURN AND READMISSION

**Cooperation intensified with third-country representations** responsible for verifying the identity and issuing return documents for foreigners in the return process. Similarly, there was **greater cooperation with Frontex** in all areas, such as participation in joint operations, exchange of experts, training, exchange of experience and best practices.



## MIGRATION AND DEVELOPMENT

The **Migration Strategy** was adopted in July 2019. Based on inter-departmental networking, it takes a multi-layered, comprehensive and long-term approach to migration, focusing on a better understanding of all aspects of migration and improving measures for its management. The strategy is composed of six horizontal pillars, each connected to individual elements of migration: international aspect of migration; economic migration as part of legal migration; international protection; integration; illegal migration; return and security.

## STATISTICAL ANNEX

The Statistical Annex was prepared by the European Commission's Knowledge Centre on Migration and Demography (KCMD). It provides an overview of the latest available statistics for Slovenia on aspects of migration and international protection (2016–2019), including legal residence, asylum, unaccompanied minors, integration, irregular migration, return and visas. Where statistics were not available at the time of publication, this is indicated in the Annex as 'N/A'.

A How to Read guide, describing each chart and reporting the sources, is available [here](#).



## GENERAL NOTES

This four-page statistical annex complements the Country Factsheet with relevant migration-related data organised in nine thematic sections. The dashboard-like layout of the annex allows comparability across countries as well as simultaneous visualisation of different indicators.

Whenever data is not available, the relative chart is left blank or indicated with 'N/A'. Data are provided for the latest available year or the latest available four-year period.

The sum of percentages or of individual values might not add up to 100 or to the total value. This is due to rounding and confidence intervals in the original data.

A How to Read guide, describing each chart and reporting the sources, is available on the EMN website.

## COLOUR LEGEND

Whenever not specified, the following colour legend is adopted. Colours for multiple nationalities are randomly chosen.

■ data relative to Slovenia

■ data relative to EU

## LEGAL MIGRATION AND MOBILITY


### Third-Country Nationals (TCNs) as % of total population (in the country and in the EU)

SOURCE: Eurostat (migr\_pop1ctz)



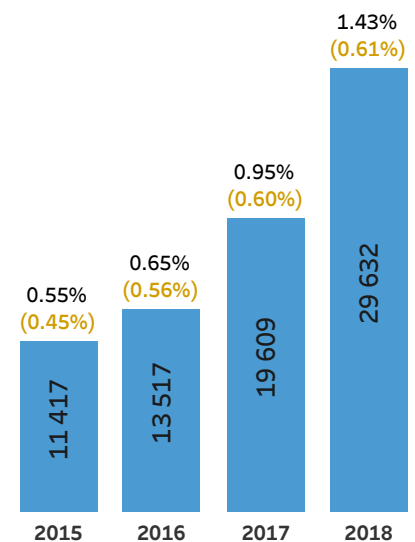
### Top 5 nationalities of number of first residence permits annually issued: number of permits and % of total annual permits

SOURCE: Eurostat (migr\_resfirst)



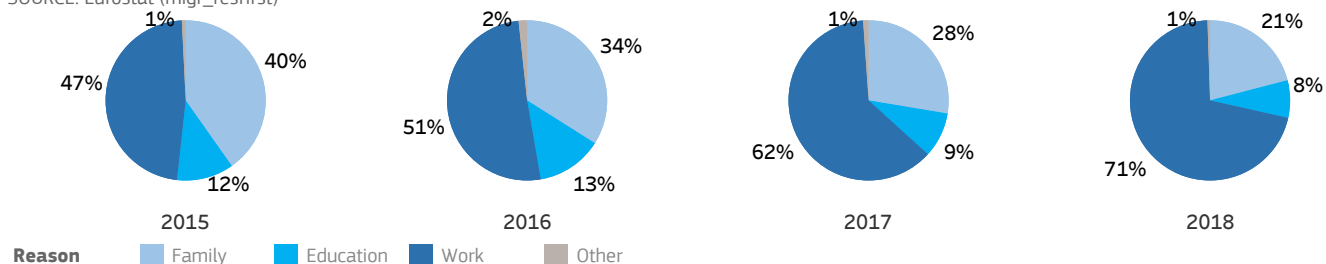
### First residence permits annually issued: tot. num. and % of tot. pop. in the country (and EU)

SOURCE: Eurostat (migr\_resfirst)



### First residence permits annually issued by reason

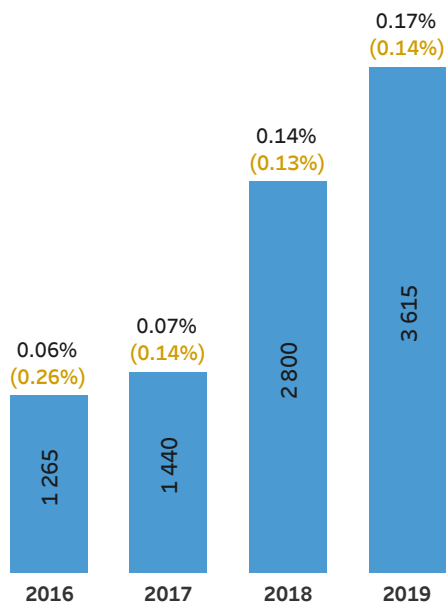
SOURCE: Eurostat (migr\_resfirst)



## INTERNATIONAL PROTECTION INCLUDING ASYLUM

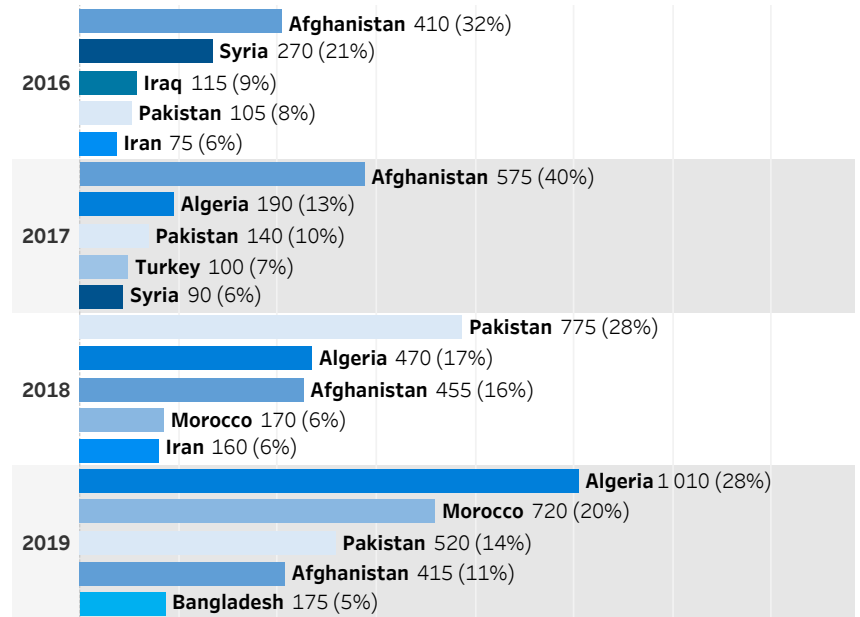
### First-time asylum applications: total num. and as % of population in the country (and in EU)

SOURCE: Eurostat (migr\_asyappctza, migr\_pop1ctz)



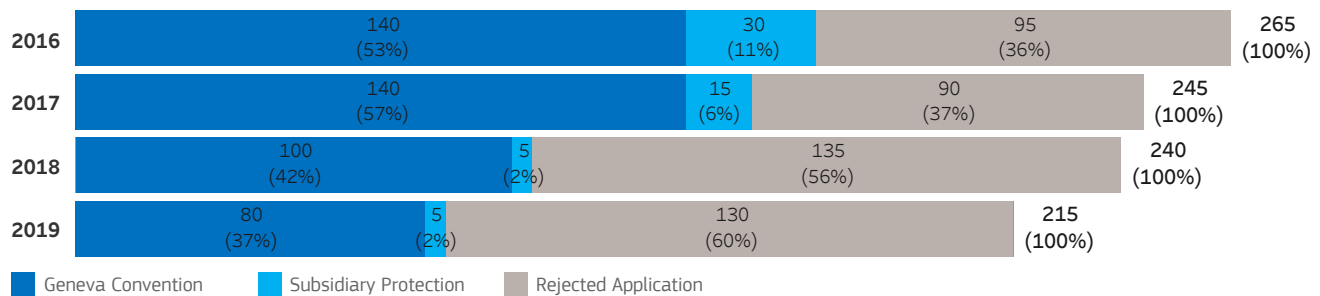
### Top 5 nationalities of annual number of first-time asylum applications: number of applications and % of total first-time annual applications

SOURCE: Eurostat (migr\_asyappctza)



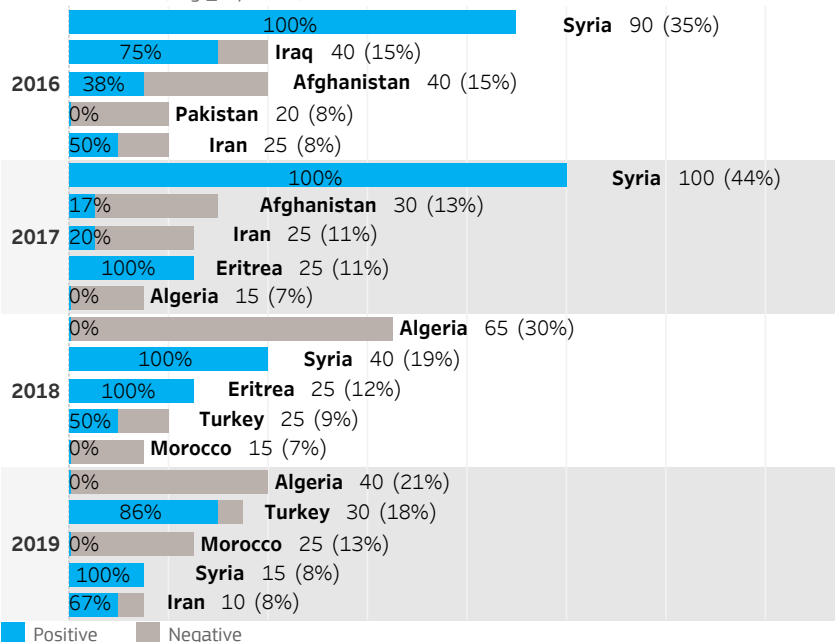
### Number of first-instance asylum decisions by outcome (% of total decisions)

SOURCE: Eurostat (migr\_asydcfsta)



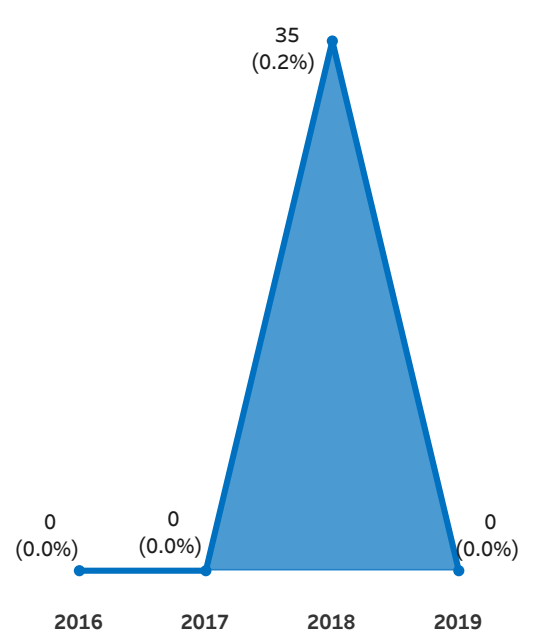
### Top 5 nationalities of annual number of first-instance decisions: number of decisions (% of total decisions in the country) and % of positive outcome

SOURCE: Eurostat (migr\_asydcfsta)



### Third-Country Nationals resettled: absolute number and as % of total resettled in EU

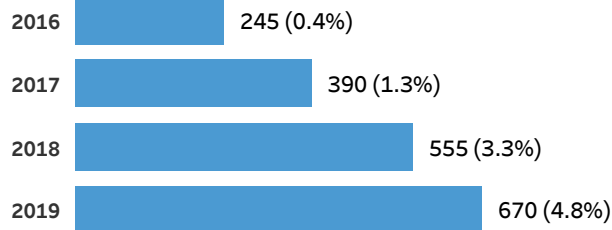
SOURCE: Eurostat (migr\_asyresa)



## UNACCOMPANIED MINORS

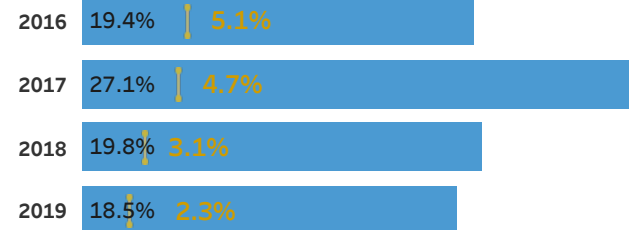
### Unaccompanied Minors applying for asylum in the country (and % of total applications from Unaccompanied Minors in EU)

SOURCE: Eurostat (migr\_asyunaa)



### Unaccompanied Minors as % of first asylum applications (in the country and in EU)

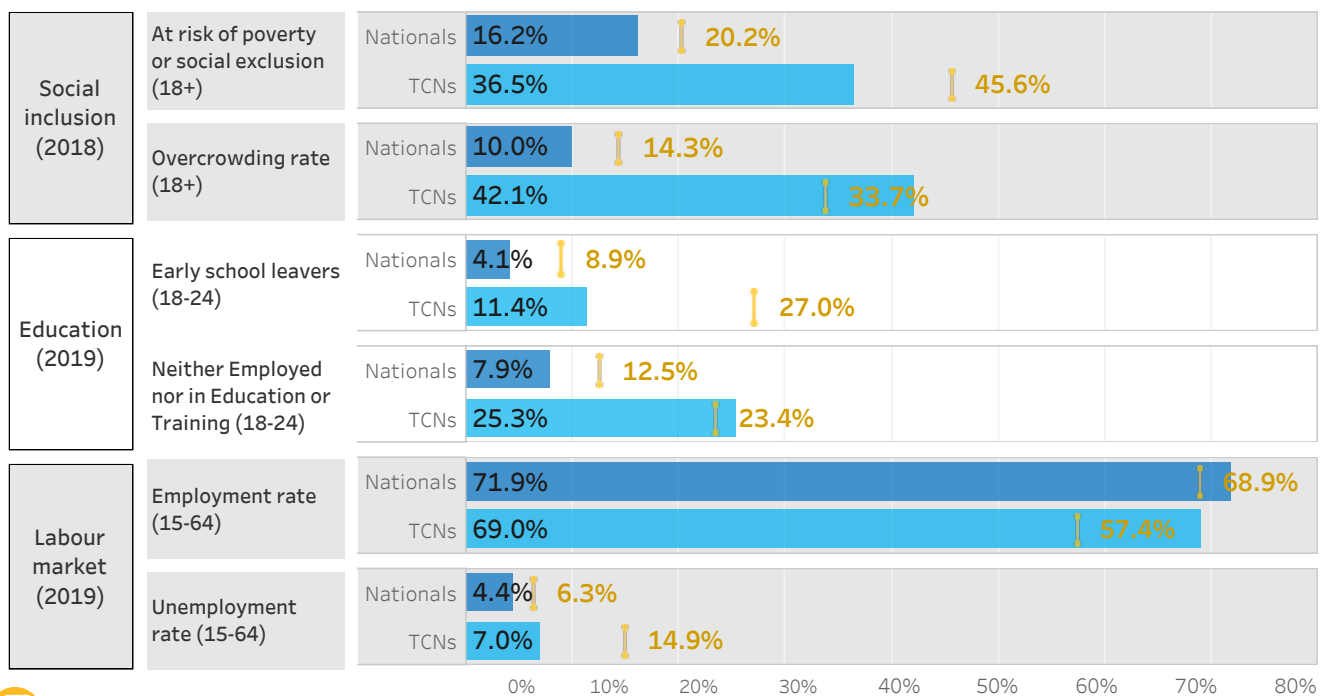
SOURCE: Eurostat (migr\_asyunaa)



## INTEGRATION

Integration indicators for nationals of the country (blue) and Third-Country Nationals (TCNs - light blue) in the country (when available). The same indicator is provided in yellow for EU. Data are relative to the last year available.

SOURCE: Eurostat (ilc\_peps05, ilc\_lvho15, edat\_lfse\_01, edat\_lfse\_23, lfsa\_ergan, lfsa\_urgan)



## CITIZENSHIP AND STATELESSNESS

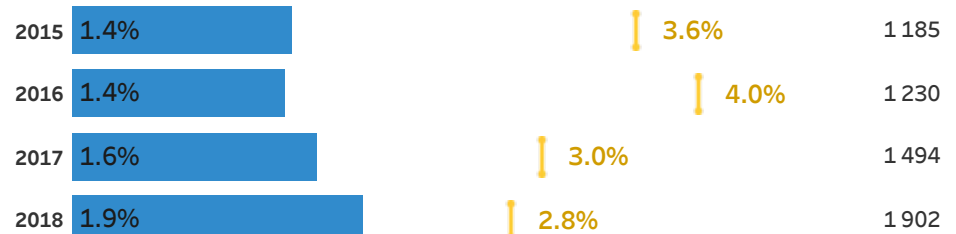
### Stateless, Recogn. Non-Citizens (RNC) and Unknown Citizens

SOURCE: Eurostat (migr\_pop1ctza)

0 or not available

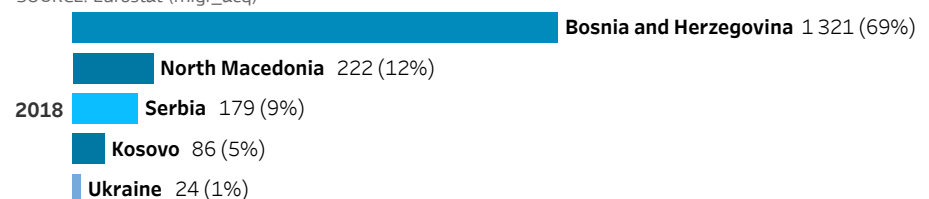
### Third-Country Nationals who have acquired citizenship as a share of total Third-Country Nationals (in the country and in the EU) and in absolute number

SOURCE: Eurostat (migr\_acqs, migr\_acq)



### Top 5 nationalities by number of citizenship acquisition in 2018: absolute number and % of total acquisitions in the country by Third-Country Nationals

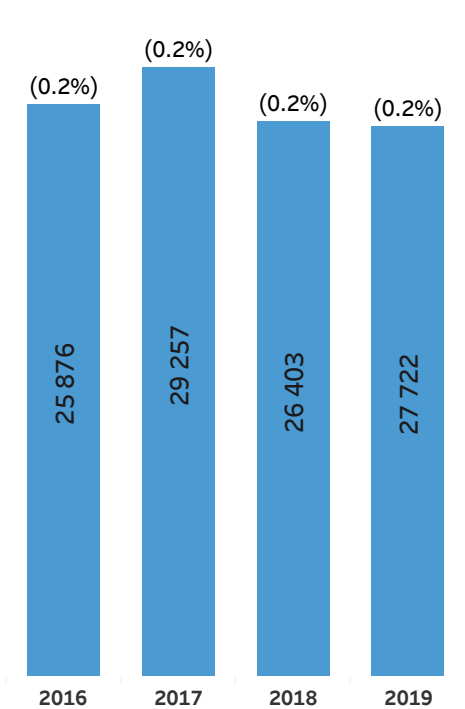
SOURCE: Eurostat (migr\_acq)



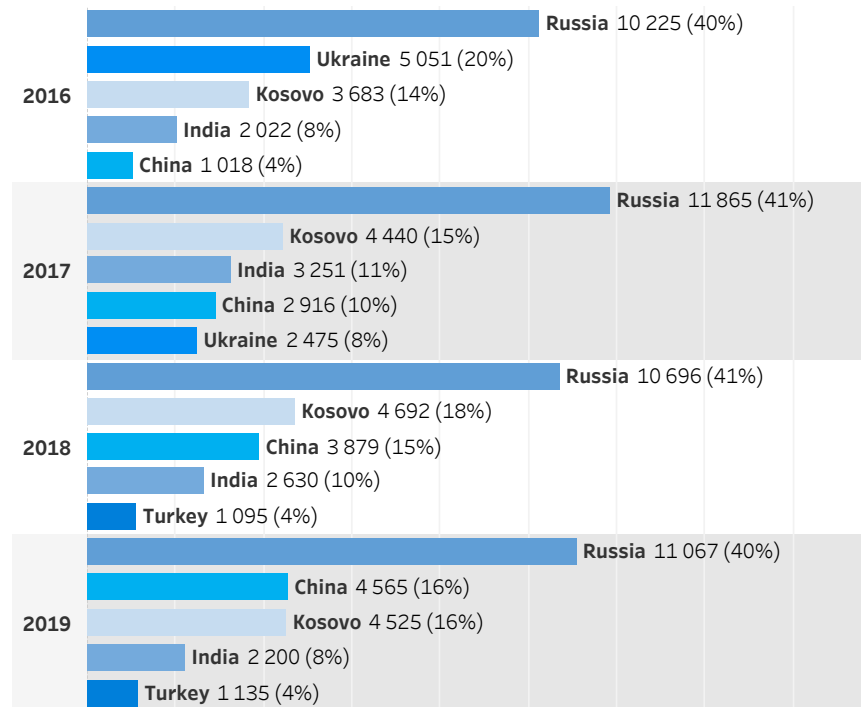
## BORDERS, SCHENGEN AND VISAS

SOURCE: DG Migration and Home Affairs (complete statistics on short-stay visas applications to Schengen States)

Lodged short-term Visa app. (% of Schengen)

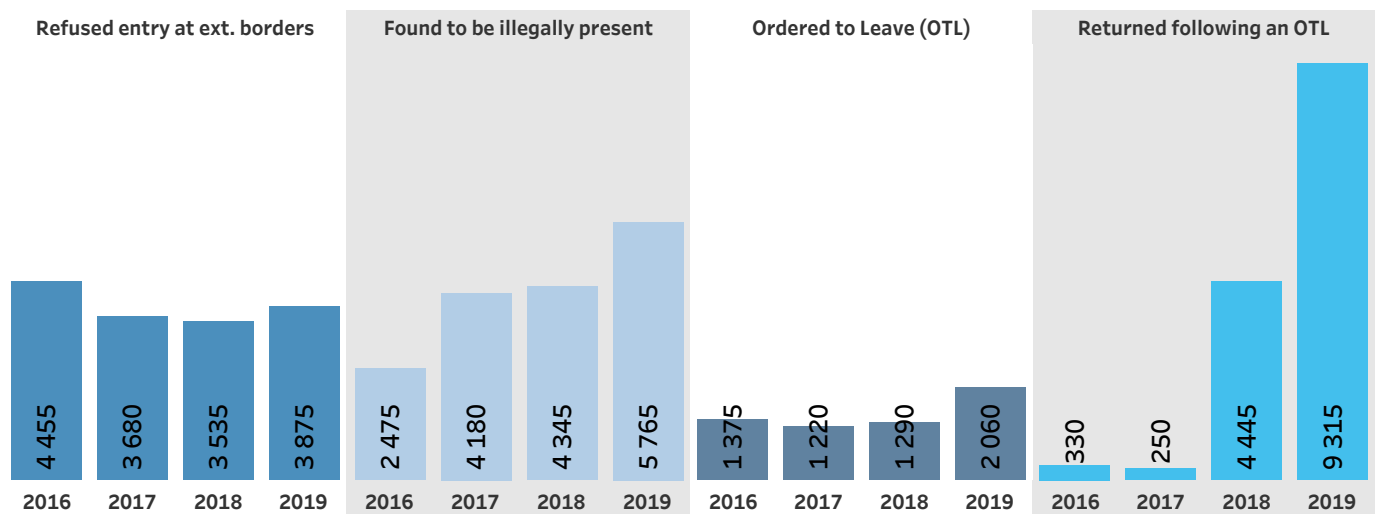


Lodged short-term Visa applications in top 5 consulate countries (% of total app.s)



## IRREGULAR MIGRATION

SOURCE: Eurostat (migr\_eirfs, migr\_eipre, migr\_eiord, migr\_eirtn)



## TRAFFICKING IN HUMAN BEINGS

Number of residence permits issued to victims of Trafficking in Human Beings

SOURCE: Eurostat (migr\_resoth)

0 or not available

## RETURN AND READMISSION

Number of Third-Country Nationals who left the territory by type of return

SOURCE: Eurostat (migr\_eirt\_vol)

